

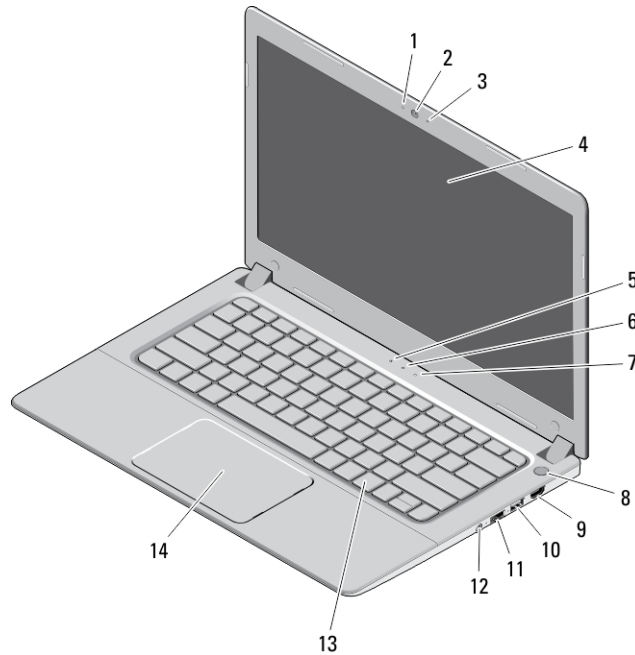
# Dell Vostro 5460

## Setup And Features Information

### About Warnings

 **WARNING:** A WARNING indicates a potential for property damage, personal injury, or death.

### Front And Back View

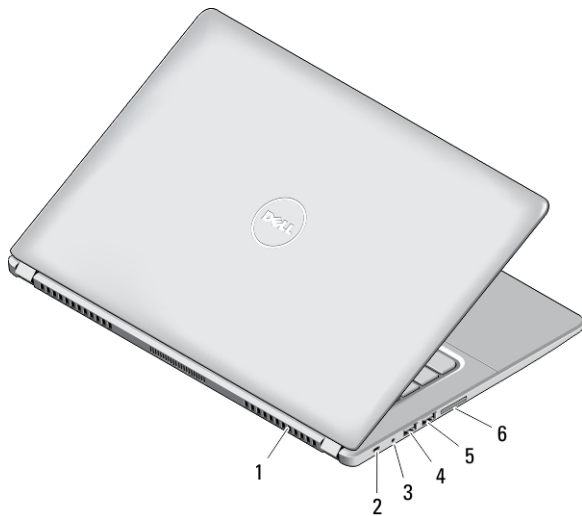


**Figure 1. Front View**

- |                             |                       |
|-----------------------------|-----------------------|
| 1. camera status light      | 9. HDMI connector     |
| 2. camera                   | 10. USB 3.0 connector |
| 3. microphone               | 11. network connector |
| 4. display                  | 12. audio connector   |
| 5. power status light       | 13. keyboard          |
| 6. battery status light     | 14. touchpad          |
| 7. hard disk activity light |                       |
| 8. power button             |                       |



Regulatory Model: P41G  
Regulatory Type: P41G001  
2012 - 12



**Figure 2. Back View**

- |                                 |                      |
|---------------------------------|----------------------|
| 1. cooling vents                | 5. USB 3.0 connector |
| 2. security cable slot          | 6. SD card reader    |
| 3. power connector              |                      |
| 4. USB 3.0 powershare connector |                      |

**⚠ WARNING:** Do not block, push objects into, or allow dust to accumulate in the air vents. Do not store your Dell computer in a low-airflow environment, such as a closed briefcase, while it is running. Restricting the airflow can damage the computer or cause a fire. The computer turns on the fan when the computer gets hot. Fan noise is normal and does not indicate a problem with the fan or the computer.

## Quick Setup

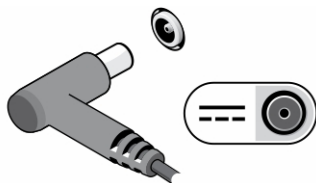
**⚠ WARNING:** Before you begin any of the procedures in this section, read the safety information that shipped with your computer. For additional best practices information, see [www.dell.com/regulatory\\_compliance](http://www.dell.com/regulatory_compliance)

**⚠ WARNING:** The AC adapter works with electrical outlets worldwide. However, power connectors and power strips vary among countries. Using an incompatible cable or improperly connecting the cable to the power strip or electrical outlet may cause fire or equipment damage.

**⚠ CAUTION:** When you disconnect the AC adapter cable from the computer, grasp the connector, not the cable itself, and pull firmly but gently to avoid damaging the cable. When you wrap the AC adapter cable, ensure that you follow the angle of the connector on the AC adapter to avoid damaging the cable.

**✍ NOTE:** Some devices may not be included if you did not order them.

1. Connect the AC adapter to the AC adapter connector on the computer and to the electrical outlet.



**Figure 3. AC Adapter**

2. Connect the network cable (optional).

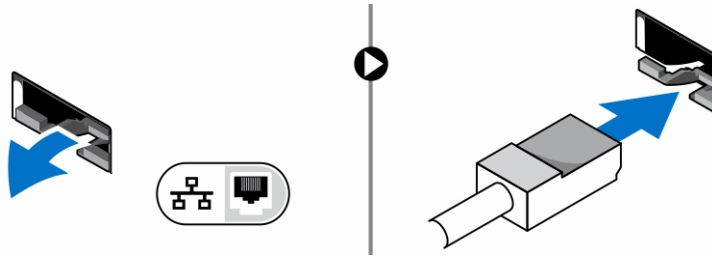


Figure 4. Network Connector

3. Connect USB devices, such as a mouse or keyboard (optional).

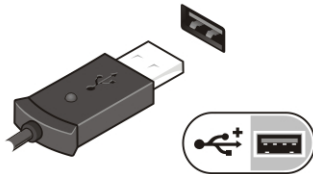


Figure 5. USB Connector

4. Open the computer display and press the power button to turn on the computer.



Figure 6. Power Button

**NOTE:** It is recommended that you turn on and shut down your computer at least once before you install any cards or connect the computer to a docking device or other external device, such as a printer.

## Specifications

**NOTE:** Offerings may vary by region. The following specifications are only those required by law to ship with your computer. For more information regarding the configuration of your computer, click **Start** → **Help and Support** and select the option to view information about your computer.

**NOTE:** A 64-bit operating system is required to support systems with 2 GB or greater graphics and system memory. Significant system memory may be used to support graphics, depending on system memory size, operating system, and other factors. A 64-bit discrete graphics driver may be downloaded from [support.dell.com](http://support.dell.com).

---

### Power

---

#### AC adapter:

Integrated video card	65 W
Discrete video card	90 W
Input voltage	100 VAC to 240 VAC

<b>Power</b>	
Coin-cell battery	3 V CR2032 lithium
<b>Physical</b>	
Height	18.30 mm (0.72 inches)
Width	337.60 mm (13.29 inches)
Depth	233.50 mm (9.19 inches)
Weight (Minimum)	1.50 kg (3.30 lb)
<b>Environmental</b>	
Operating Temperature	0 °C to 35 °C (32 °F to 95 °F)

## Information para NOM (únicamente para México)

The following information is provided on the device described in this document in compliance with the requirements of the official Mexican standards (NOM).

Voltaje de alimentación	100 V CA – 240 V CA
Frecuencia	50 Hz – 60 Hz
Consumo eléctrico	1,50 A /1,60 A
Voltaje de salida	19,50 V de CC
Intensidad de salida	3,34 A /4,62 A

## Finding More Information and Resources

See the safety and regulatory documents that shipped with your computer and the regulatory compliance website at [www.dell.com/regulatory\\_compliance](http://www.dell.com/regulatory_compliance) for more information on:

- Safety best practices
- Regulatory certification
- Ergonomics

See [www.dell.com](http://www.dell.com) for additional information on:

- Warranty
- Terms and Conditions (U.S. only)
- End User License Agreement

Additional information on your product is available at [www.dell.com/support/manuals](http://www.dell.com/support/manuals).

© 2012 Dell Inc.

Trademarks used in this text: Dell™, the DELL logo, Dell Precision™, Precision ON™, ExpressCharge™, Latitude™, Latitude ON™, OptiPlex™, Vostro™, and Wi-Fi Catcher™ are trademarks of Dell Inc. Intel®, Pentium®, Xeon®, Core™, Atom™, Centrino®, and Celeron® are registered trademarks or trademarks of Intel Corporation in the U.S. and other countries. AMD® is a registered trademark and AMD Opteron™, AMD Phenom™, AMD Sempron™, AMD Athlon™, ATI Radeon™, and ATI FirePro™ are trademarks of Advanced Micro

Devices, Inc. Microsoft®, Windows®, MS-DOS®, Windows Vista®, the Windows Vista start button, and Office Outlook® are either trademarks or registered trademarks of Microsoft Corporation in the United States and/or other countries. Blu-ray Disc™ is a trademark owned by the Blu-ray Disc Association (BDA) and licensed for use on discs and players. The Bluetooth® word mark is a registered trademark and owned by the Bluetooth® SIG, Inc. and any use of such mark by Dell Inc. is under license. Wi-Fi® is a registered trademark of Wireless Ethernet Compatibility Alliance, Inc.